

World Shooting Para Sport

Appendices 1-11



Table of contents

<u>Appendix Number</u>	<u>Page Numbers</u>
Appendix 1 – Requirements & Designation of Competitions	2-6
Appendix 2 – Recognised Competition Requirements	7-12
Appendix 3 – Sanctioned & Approved Competition Requirements	13-20
Appendix 4 – Bib Templates	21-22
Appendix 5 – Equipment Control Sheet	23
Appendix 6 – Trigger Extension & Adaptations	24-27
Appendix 7 – SH2 Support Stands & Springs	28-32
Appendix 8 – P5 10m Air Pistol Standard	33-37
Appendix 9 – Athlete Epilepsy Declaration	38
Appendix 10 – VI Shooting Technical Specifications	39-42
Appendix 11 – Mixed Team Competitions	43-51

International Paralympic Committee

Adenauerallee 212-214 Tel. +49 228 2097-195
53113 Bonn, Germany Fax +49 228 2097-209

<https://www.paralympic.org/shooting>

Appendix 1

Requirements & Designation of Competitions

1 General requirements

	IPC Games and Shooting Para Sport World Championships	World Shooting Para Sport (WSPS) Sanctioned Competitions (World Cup)	World Shooting Para Sport (WSPS) Approved Competitions (Grand Prix)
Legal terms of reference	Hosting agreement, Memorandum of Understanding (MOU) as applicable	Application and hosting agreement	Competition application
Athlete licensing	All participating athletes must have a WSPS License	All participating athletes must have a WSPS License	All participating athletes must have a WSPS License
Results recognition	Results are recognised for MQS, rankings and records	Results are recognised for MQS, rankings and records	Results are recognised for MQS, but are not recognised for rankings or records
Fee	Application and Signing fees	Sanctioning fee	Approval fee
Officiating	Technical Delegate required, full panel of Competition Jury required	Technical Delegate required, full panel of Competition Jury required	Technical Delegate/Chief Judge required; panel of Competition Jury as prescribed
Results, Timing, Scoring (RTS)	Full international panels required	Full international panels required, or as prescribed by WSPS	Full international panels preferred, or as prescribed by WSPS
Doping control	IPC results management subject to Doping Control Agreement	IPC results management subject to Doping Control Agreement	Run under National Jurisdiction or LOC Jurisdiction, education encouraged
Media and communications	Service Level Agreement between WSPS and LOC	As defined in the host agreement	No set requirements
Broadcasting	(PG) – Games Broadcasting strategy applies (WCH, RCH) – Broadcasting agreement between WSPS and LOC	Live stream to be provided by the LOC as defined in the hosting agreement	No set requirements

Appendix 1

Requirements & Designation of Competitions

	IPC Games and World Championships	World Cup	<i>Grand Prix</i>
Branding	(PG) - Games Branding policies (WCH,RCH) – Branding guidelines apply, WSPS logo, branding and official Competition title usage is mandatory	Branding guidelines apply. Usage of WSPS logo, branding, and official Competition title (“[City][Year] Shooting Para Sport [World Cup]”) is mandatory	“WSPS Grand Prix” alongside the Competition name
Commercial rights	(PG) – Games marketing conditions apply (WCH, RCH) – Commercial rights granted to LOC pursuant to hosting agreement, LOC to offer first right of refusal to WSPS partners, WSPS retains % of marketing inventory	Commercial rights granted to LOC pursuant to hosting agreement, LOC to offer first right of refusal to WSPS partners, WSPS retains a percentage of the marketing inventory	No set requirements
Publications	(PG) - As determined by IPC (WCH, RCH) - As determined by WSPS	To be approved by WSPS	No set requirements but must be approved by WSPS where applicable
Protocol	(PG) - As determined by IPC (WCH, RCH) - As determined by WSPS	As determined by WSPS	No set requirements but must be approved by WSPS where applicable
Services	Standards apply as set out in Manuals, Guidelines and/or MOU	Standards apply as set out in Competition Guidelines	Standards set by LOC
Look	(PG) - As determined by IPC (WCH, RCH) - As approved by WSPS	To be approved by WSPS	No set requirements
Technology OVR = On Venue Results	PRIS requirements apply, OVR must be supplied through Games or WSPS supplier	OVR must be supplied through WSPS supplier	OVR supplied through LOC’s Competition supplier

Appendix 1

Requirements & Designation of Competitions

2 Specific requirements

	IPC Games and World Championships		World Cups	<i>Grand Prix</i>
	<i>Paralympic Games</i>	<i>World / Regional Championships</i>	<i>World Cups or Regional Games</i>	<i>Grand Prix</i>
Events programme	Set by WSPS/IPC	All WSPS Events	All Paralympic Events, optional additional Events	Any combination of Events
Entry level	Direct Slots 2 MQS for 1st Event 1MQS for additional event(s)	1 MQS per Event	No MQS required	No MQS required
Event viability (min. number of countries per Event)	No less than 4 per Event	Individual Event: no less than 4 per Event; Team events: no less than 3	Individual Events: no less than 4; Team Events: no less than 3	No less than 3 per Event
Output	Results Records Rankings MQS	Results Records Rankings MQS	Results Records Rankings MQS	Results MQS
Finals	In all Events	In all Paralympic Events, VI and Para Trap	In all Paralympic Events, VI and Para Trap	In all Paralympic Events, VI and Para Trap
Electronic targets and results services from Official Target and Results Provider	Mandatory	Mandatory	Mandatory	Optional

Appendix 1

Requirements & Designation of Competitions

	Paralympic Games	World / Regional Championships	World Cups	Grand Prix																																																																				
Technical Delegate	Mandatory																																																																							
International Technical Officials (ITOs)	<table><tr><th>Role</th><th>No. of ITOs</th></tr><tr><td>Technical Delegate</td><td>1</td></tr><tr><td>Chief of Jury</td><td>1</td></tr><tr><td>Pistol Jury</td><td>3</td></tr><tr><td>Rifle Jury</td><td>3</td></tr><tr><td>Equipment Control Jury</td><td>2</td></tr><tr><td>RTS Jury</td><td>3</td></tr><tr><td>Appeal Jury</td><td>1</td></tr><tr><td>Total Appointed by WSPS:</td><td>14 ITOs</td></tr></table>	Role	No. of ITOs	Technical Delegate	1	Chief of Jury	1	Pistol Jury	3	Rifle Jury	3	Equipment Control Jury	2	RTS Jury	3	Appeal Jury	1	Total Appointed by WSPS:	14 ITOs	<table><tr><th>Role</th><th>No. of ITOs</th></tr><tr><td>Technical Delegate</td><td>1</td></tr><tr><td>Chief of Jury</td><td>1</td></tr><tr><td>Pistol Jury</td><td>3</td></tr><tr><td>Rifle Jury</td><td>3</td></tr><tr><td>Para Trap Jury</td><td>2</td></tr><tr><td>Equipment Control Jury</td><td>2</td></tr><tr><td>RTS Jury</td><td>3</td></tr><tr><td>Total Appointed by WSPS:</td><td>*15 ITOs</td></tr></table> <p>*Final number may vary and will be determined by WSPS depending on the range size and competition requirements</p>	Role	No. of ITOs	Technical Delegate	1	Chief of Jury	1	Pistol Jury	3	Rifle Jury	3	Para Trap Jury	2	Equipment Control Jury	2	RTS Jury	3	Total Appointed by WSPS:	*15 ITOs	<table><tr><th colspan="2">World Cup:</th></tr><tr><th>Role</th><th>No. of ITOs</th></tr><tr><td>Technical Delegate</td><td>1</td></tr><tr><td>Chief of Jury</td><td>1</td></tr><tr><td>Pistol Jury</td><td>2</td></tr><tr><td>Rifle Jury</td><td>2</td></tr><tr><td>Para Trap Jury</td><td>2</td></tr><tr><td>Equipment Control Jury</td><td>2</td></tr><tr><td>RTS Jury</td><td>2</td></tr><tr><td>Total Appointed by WSPS:</td><td>*12 ITOs</td></tr></table> <p>*Final number may vary and will be determined by WSPS depending on the range size and competition requirements</p>	World Cup:		Role	No. of ITOs	Technical Delegate	1	Chief of Jury	1	Pistol Jury	2	Rifle Jury	2	Para Trap Jury	2	Equipment Control Jury	2	RTS Jury	2	Total Appointed by WSPS:	*12 ITOs	<table><tr><th colspan="2">Grand Prix:</th></tr><tr><th>Role</th><th>No. of ITOs</th></tr><tr><td>Technical Delegate (Jury of Appeal Chief Judge)</td><td>1</td></tr><tr><td>Combined Jury</td><td>2</td></tr><tr><td>Para Trap Jury</td><td>1</td></tr><tr><td>Total Appointed by WSPS:</td><td>4 ITOs</td></tr></table>	Grand Prix:		Role	No. of ITOs	Technical Delegate (Jury of Appeal Chief Judge)	1	Combined Jury	2	Para Trap Jury	1	Total Appointed by WSPS:	4 ITOs
		Role	No. of ITOs																																																																					
		Technical Delegate	1																																																																					
		Chief of Jury	1																																																																					
		Pistol Jury	3																																																																					
		Rifle Jury	3																																																																					
		Equipment Control Jury	2																																																																					
		RTS Jury	3																																																																					
		Appeal Jury	1																																																																					
		Total Appointed by WSPS:	14 ITOs																																																																					
		Role	No. of ITOs																																																																					
		Technical Delegate	1																																																																					
Chief of Jury	1																																																																							
Pistol Jury	3																																																																							
Rifle Jury	3																																																																							
Para Trap Jury	2																																																																							
Equipment Control Jury	2																																																																							
RTS Jury	3																																																																							
Total Appointed by WSPS:	*15 ITOs																																																																							
World Cup:																																																																								
Role	No. of ITOs																																																																							
Technical Delegate	1																																																																							
Chief of Jury	1																																																																							
Pistol Jury	2																																																																							
Rifle Jury	2																																																																							
Para Trap Jury	2																																																																							
Equipment Control Jury	2																																																																							
RTS Jury	2																																																																							
Total Appointed by WSPS:	*12 ITOs																																																																							
Grand Prix:																																																																								
Role	No. of ITOs																																																																							
Technical Delegate (Jury of Appeal Chief Judge)	1																																																																							
Combined Jury	2																																																																							
Para Trap Jury	1																																																																							
Total Appointed by WSPS:	4 ITOs																																																																							
Classification Panels	No Classification	No Classification or The number is to be determined by the final entries	The number is to be determined by the final entries	Classification is optional. If yes, the number is to be determined by the final entries																																																																				

Appendix 1

Requirements & Designation of Competitions

	Paralympic Games		World / Regional Championships		World Cup		Grand Prix	
Minimum number of days <i>(depending on range capacity)</i>								
	Competition days:	Min. 7 days	Competition days:	Min. 8 days	Competition days:	Min. 5 days	Competition days:	Min. 5 days
	Equipment Control:	2 days prior to Competition	*Classification/ Equipment Control:	2 days prior to Competition	Classification / Equipment Control:	2 days prior to Competition	Classification / Equipment Control:	2 days prior to Competition
	TOTAL:	Min. 9 days	TOTAL:	Min. 10 days	TOTAL:	Min. 7 days	TOTAL:	Min. 7 days
			*Only for Regional Championships					
Time schedule	Depending on the shooting range capacity. This must be approved by WSPS.							
Results template	This must be managed by the WSPS Official Results Provider and sent to WSPS						The results must be submitted with the WSPS template to WSPS office 7 days after Competition or sooner	
Result Book	Coordinated and published by OCOG, with review and approval by TD		As per the WSPS template. Coordinated by TD and RTS Jury Chairperson. Published by WSPS				Coordinated and published by the LOC, with review and approval by the TD	

Appendix 2

Recognised Competition Requirements



1 Programme of Events Examples

- 1.1 The Competition Programme of Events recognised by World Shooting Para Sport (WSPS) at the varying Competition levels are:

Programme	Events included	Accepted at Competition level(s)		
		Grand Prix, World Cup, RCH World Cup	WCH	PG
Programme 1	All Events <ul style="list-style-type: none">▪ R1-R9▪ P1-P4	x	x	✓
Programme 2	All Events <ul style="list-style-type: none">▪ R1-R9▪ P1-P5▪ VIS-VIP▪ PT1-PT3▪ MTR1-MTR2▪ MTP	x	✓	x
Programme 3	<ul style="list-style-type: none">▪ Any combination of events from Programme 2 as approved by WSPS.	✓	x	x

- 1.2 The Programme of Events for IPC Games will be confirmed in the qualification guide for such Competitions.

2 Application

- 2.1 Competition hosting expression of interest application forms for WSPS Championships (WCH/RCH), Sanctioned Competitions (World Cup) and Approved Competitions (Grand Prix) can be found on the WSPS website.
- 2.2 To apply to host a WSPS Recognised Competition, the LOC must submit the relevant application form by the applicable deadline:

Appendix 2

Recognised Competition Requirements



Recognised Competition		Deadline for application submission (months prior to proposed Competition date)
WSPS Championships	World & Regional Championships	24 months
WSPS Sanctioned Competitions	World Cup	12 months
WSPS Approved Competitions	Grand Prix	6 months

- 2.3 All applications will be reviewed at the discretion of WSPS.
- 2.4 WSPS will confirm to the applicant in writing the result of the application.
- 2.5 For WSPS Championships and WSPS Sanctioned Competitions - if an application is successful, the LOC must agree to the terms and conditions of a hosting agreement, as required by WSPS.

3 Competition Entries

- 3.1 All athletes must first be entered by their respective NPCs or other organisation authorised by the NPC and accepted by WSPS, in order to participate in any WSPS Recognised Competition.
- 3.2 All entries from NPCs must be received by the deadlines as set out in the Competition information package. Close of entries is midnight CET on the date given.
- 3.3 'First Entry by Number' must include:
 - 3.3.1 total number of athletes and Team Officials participating; and
 - 3.3.2 number of individual and team Event entries the NPC will submit.
- 3.4 'Final Entry by Name' must include:
 - 3.4.1 full details of all athletes entered to compete in the Competition;
 - 3.4.2 confirmation of all individual and team Event entries, with names of all athletes;
 - 3.4.3 confirmation (name and details) of all Team Officials participating at the Competition; and
 - 3.4.4 all Competition booking details (as applicable) including accommodation, transport and firearms information.

Appendix 2

Recognised Competition Requirements



- 3.5 The entry criteria shall be defined in the Competition general information package and/or qualification documentation for each Competition.
- 3.6 An Event will only be considered viable if the minimum viability criteria (as specified in Appendix 1) is met by the time of the Technical Meeting and reflected as such on the start list.
- 3.7 WSPS reserves the right to cancel in advance any Events which are not viable by the first entry by number deadline.

4 Maximum Number of Entries

- 4.1 At each WSPS Recognised Competition, the maximum number of starts per Event will be calculated; this calculation is based upon range capacity and the Competition schedule.
- 4.2 The entries accepted at WSPS Recognised Competitions can be defined as:
 - 4.2.1 'Full' participants are athletes eligible to progress to the Finals, and to obtain records and ranking; and
 - 4.2.2 'MQS-only' participants are athletes eligible to obtain qualification scores to be recognised for MQS, but cannot progress to the Event Finals or obtain direct quota allocation, records or rankings.
- 4.3 The limit of maximum number of entries per NPC per Competition type can be summarised as follows:

Appendix 2

Recognised Competition Requirements



Competition		Maximum number of entries	
		'Full' participants	'MQS only' participants
IPC Games and WSPS Championships	Paralympic Games	Defined in Qualification Criteria	Not applicable
	World Championship	*4 per NPC per Event + defined in qualification criteria	Not applicable
	Regional Championship	*4 per NPC per Event + defined in qualification criteria	Unlimited (pending capacity)
WSPS Sanctioned Competitions	World Cup	*4 per NPC per Event	Unlimited (pending capacity)
	Regional Games	Defined in qualification criteria	Not applicable
WSPS Approved Competition	Grand Prix	Unlimited	Unlimited (pending capacity)

*in accordance with rule 4.3.1 below.

- 4.3.1 NPCs may enter 4 athletes per Event if 1 athlete is a female or a junior, otherwise NPCs may only enter 3 athletes per Event.
- 4.3.2 When entering more than four athletes to an Event via the online entry system, the NPC must confirm which athletes are to be entered as "Full" entry and which as "MQS-only".
- 4.3.3 If the maximum number of starts is reached the number of 'MQS-only' entries may be limited; in such cases, affected NPCs will be notified by WSPS.

5 Entry Fees

5.1 Event entry fee (World Cup or Grand Prix Competitions only)

5.1.1 Basic entry fee

5.1.1.1 A basic entry fee shall be charged by the LOC to all participating athletes and Team Officials.

5.1.1.2 The basic entry fee is calculated by the LOC according to the approximate price per person for services during the relevant Competition. The Event entry fee shall be charged as follows (included in the LOC entry fee):

(a) Individual Events (including Mixed Team) (World Cup): EUR 15 per athlete entry per Event;

(b) Individual Events (including Mixed Team) (Grand Prix): EUR 10 per athlete entry per Event;

(c) Team Events (World Cup): EUR 25 per team entry per team Event.

5.1.2 The basic entry fee and Event entry fee will be collected by the LOC by the deadline given in the Competition information package. The LOC may charge an additional fee in addition to the WSPS fee.

5.1.3 The LOC must transfer the Event entry fees to WSPS no later than 30 days after the receiving the invoice from WSPS.

5.2 Late entries

5.2.1 Late entry requests (submitted after the final entry by name deadline) will only be considered if they are received by WSPS no later than three days before the official arrival day of the relevant Competition.

5.2.2 Late entry requests may be accepted at the discretion of the LOC and WSPS if it is deemed that such late entries can be accommodated (i.e. within the Competition schedule, sufficient time for processing firearms permits); a late entry fee of EUR 100 will be charged and retained by the LOC per additional start.

5.3 Entry changes

5.3.1 Replacement entries may be accepted in the same Event, due only to injury or medical reason, at the sole discretion of WSPS, in consultation with the LOC. NPCs requesting replacement entries must submit supporting documents to WSPS for approval. All replacement athletes must already be entered in the competition.

Appendix 2

Recognised Competition Requirements



5.4 Cancellations

- 5.4.1 The cancellation dates and policies for each Competition will be published in each Competition information package and must be adhered to.
- 5.4.2 Any teams cancelling any bookings or participants after the final cancellation deadline will be liable for all costs incurred.

6 Minimum Qualifying Scores (MQS)

- 6.1 All athletes will be required to reach set MQS to be eligible to compete in certain Competitions. The MQS will be defined by WSPS for each Events and published in the relevant qualification documentation for each Competition.
- 6.2 There is no required MQS for competing in a WSPS World Cup or Grand Prix.

1 Overview of WSPS Sanctioned Competitions (World Cup) Requirements

1.1 Sanctioning process

- 1.1.1 Applications must be completed in full and submitted to WSPS office at info@worldshootingparasport.org no later than 12 months prior to the Competition.
- 1.1.2 Applications submitted outside the given timelines or not completed in full may not be accepted.
- 1.1.3 If deemed necessary by WSPS, prior to a sanctioning decision a site visit may be required to be conducted by WSPS (at the LOC cost).
- 1.1.4 WSPS will provide an LOC with its decision in writing whether or not to sanction the Competition (acting in its absolute discretion). WSPS Sanctioned Competitions will only be officially announced after the LOC has entered into a hosting agreement with WSPS for the Competition, unless WSPS determines otherwise.
- 1.1.5 If the Competition is sanctioned, a sanctioning fee of EUR 200 must be paid by the LOC to WSPS (LOC will be invoiced accordingly).
- 1.1.6 All WSPS Sanctioned Competitions will appear on the WSPS calendar.

1.2 General requirements

- 1.2.1 **Rules:** All WSPS Sanctioned Competitions must be held in accordance with these Rules and Regulations.
- 1.2.2 **Programme of Events:**
 - 1.2.2.1 Refer to WSPS Regulation 2.1.1 for the Events which may be included in WSPS Sanctioned Competitions.
 - 1.2.2.2 Finals are required for all Events except P5.
- 1.2.3 **Number of days for classification, training & equipment control**
 - 1.2.3.1 Two (2) days are required prior to the Competition days for Classification, training and Equipment Control, unless WSPS determines otherwise.
- 1.2.4 **Classification:**
 - 1.2.4.1 International Classification must be held at all WSPS Sanctioned Competitions, unless WSPS determines otherwise.
 - 1.2.4.2 Unless agreed otherwise by WSPS, an International Classification Panel will consist of at least two (2) International Classifiers per impairment group - Physical Impairment (PI) or Visual Impairment (VI) – who will be appointed by WSPS.

Appendix 3

Sanctioned & Approved Competition Requirements



1.2.5 Anti-Doping:

- 1.2.5.1 Doping control must take place at all WSPS Sanctioned Competitions, unless specified otherwise by WSPS.
- 1.2.5.2 Prior to the Competition, the LOC must enter into a Doping Control Agreement (DCA) with WSPS, and/or other parties as required by WSPS, which shall set out the size and type of the testing programme to be conducted at the Competition, unless WSPS determines otherwise.

1.3 Entries

- 1.3.1 The WSPS online entry system will be used for this Event for athlete entries; other entry forms must be distributed to teams along with the Competition information package (WSPS will send templates of these forms to the LOC if requested).
- 1.3.2 All athletes are required to have a WSPS License by the final entry deadline.
- 1.3.3 Unless specified otherwise by WSPS, the estimated number of wheelchair users at the Competition will be as follows:
 - 1.3.3.1 WSPS Athletes = 50-60% of the total number of athletes
 - 1.3.3.2 Team officials = 2-3% of the total number of Team Officials

1.4 Event viability

- 1.4.1 The minimum number of entries for per Event are:
 - 1.4.1.1 Individual Events: four (4) athletes from four (4) NPCs.
 - 1.4.1.2 Team Events: teams from a minimum of three (3) NPCs.
- 1.4.2 If the minimum viability criteria is not met by the final entries deadline an Event is not considered viable and may be shot for MQS score only at the discretion of the Technical Delegate.
- 1.4.3 **Competition information package**
 - 1.4.3.1 The Competition information package and entry forms must be sent to NPCs in a timely manner. WSPS will distribute the information package and forms to NPCs, and also publish the information on the website (www.paralympic.org/shooting/events).
 - 1.4.3.2 The LOC's Competition information package must include all:
 - a) deadlines for entry applications;
 - b) financial matters including full costs (entries, accommodation, etc) and bank transfer details;
 - c) transportation details including to/from airport and hotel;

Appendix 3

Sanctioned & Approved Competition Requirements



- d) accommodation details/options;
- e) weapons import and visa procedures; and
- f) a preliminary Competition schedule.

1.4.3.3 A template will be sent to the LOC by WSPS, if requested. The template or other document must be completed by the LOC and sent to WSPS for approval, along with draft Competition schedule.

1.4.4 Deadlines

- 1.4.4.1 First entry by number: the Competition first entry by number deadline must be set to a minimum of seven (7) weeks before the start of the Competition;
- 1.4.4.2 Final entry by name: the Competition final entry deadline must be set to a minimum of three (3) weeks before the start of the Competition.
- 1.4.4.3 Bibs: Following the final entry deadline WSPS will prepare athlete, loader and assistant bibs and then send to the LOC for printing and distribution.

1.5 Transport

- 1.5.1 Transport (airport to hotel, and hotel to venue) must be provided by LOC for all appointed Competition officials (Competition Jury, Classifiers, WSPS Staff).
- 1.5.2 The LOC must provide transport (airport to hotel and/or hotel to venue) or transportation options to all athletes and Team Officials, and a suitable number of accessible vehicles must be provided.

1.6 Accommodation

- 1.6.1 If the LOC will offer accommodation services to athletes and Team Officials, a suitable number of accessible rooms must be provided in accordance with local regulations.
 - 1.6.1.1 For information about accessibility considerations, refer to the IPC Accessibility Guide.

1.7 Venue

1.7.1 General Venue requirements

- 1.7.1.1 Firing points, ranges specifications, etc.) are as according to these Rules and Regulations.

Appendix 3

Sanctioned & Approved Competition Requirements



1.7.2 Equipment

- 1.7.2.1 Electronic targets are mandatory. Targets and results services must be provided by the WSPS Official Results & Target System Provider (see LOC obligation details at www.paralympic.org/shooting/organisers);
- 1.7.2.2 The full set of devices for both the ISSF and WSPS equipment control must be provided by LOC (Note: if the LOC does not own a WSPS equipment control device, please inform WSPS and the purchase or loan of such items can be arranged).

1.7.3 Accessibility

- 1.7.3.1 The venue must be accessible to wheelchair users, including 'barrier-free' access to the venue and field of play.
- 1.7.3.2 A suitable number of accessible toilets must be available at the venue, refer to the IPC Accessibility Guide.

1.7.4 Information services

- 1.7.4.1 A results board (for results display) must be provided at the venue.
- 1.7.4.2 A website must be provided for distributing documents and notices to delegations and officials.
- 1.7.4.3 An information desk or notice board for Competition information must be made available to teams at the venue and official hotel (if applicable).
- 1.7.4.4 The LOC must provide free Wi-Fi services to all officials and participants across the venue.

1.7.5 Meeting rooms and office facilities

- 1.7.5.1 A large room or space must be allocated to be used for the Technical Meeting (there will be approximately 2 persons per participating country attending).
- 1.7.5.2 An office for the Technical Delegate, WSPS Staff, and Competition Jury must be provided. The allocated office must include access to internet, printer and photocopier.

1.7.6 Classification

- 1.7.6.1 LOC must provide all necessary facilities to allow classification to be conducted in accordance with the WSPS Classification Rules and Regulations.
- 1.7.6.2 The LOC must comply with WSPS Classification requirements provided by WSPS.

Appendix 3

Sanctioned & Approved Competition Requirements



1.8 Officials

- 1.8.1 WSPS will appoint the necessary number of WSPS Officials, and confirm the names to the LOC in writing.
- 1.8.2 The LOC must budget to cover the following number of WSPS officials and relevant costs/services:

Role	Number of persons	Period of attendance	Services to be provided
Technical Delegate	1	<ul style="list-style-type: none">Arrive: 2-3 days before the official arrival dayDepart: Day after the end of the Competition	<ul style="list-style-type: none">FlightsTransportAccommodationCatering
Competition Jury	3-8 <i>(depending on the Competition programme)</i>	<ul style="list-style-type: none">Arrive: 1 day before the official arrival dayDepart: Day after end the of the Competition	<ul style="list-style-type: none">FlightsTransportAccommodationCatering
Chief Classifier	1	<ul style="list-style-type: none">Arrive: 2 days before the official arrival dayDepart: 3 days after the end of Classification	<ul style="list-style-type: none">FlightsTransportAccommodationCatering
Classifiers	1-3 <i>(depending on decision by WSPS of no. of Classification Panels to be provided)</i>	<ul style="list-style-type: none">Arrive: 1 day before the official arrival dayDepart: Day after the end of Classification	<ul style="list-style-type: none">FlightsTransportAccommodationCatering
WSPS Staff	1	<ul style="list-style-type: none">Arrive: 1 day before the official arrival dayDepart: Day after the end of the Competition	<ul style="list-style-type: none">FlightsTransportAccommodationCatering

Appendix 3

Sanctioned & Approved Competition Requirements



1.8.3 National technical officials

- 1.8.3.1 An appropriate number of national technical officials are to be selected and appointed by the LOC in consultation with WSPS.

1.8.4 Competition Juries

- 1.8.4.1 WSPS will provide a list of Competition Jury appointments to the LOC following the official appointment process by WSPS.
- 1.8.4.2 One member per Competition Jury is to be provided by the LOC.

1.9 Protocol

1.9.1 Medals

- 1.9.1.1 The LOC must send the proposed medal designs to WSPS for approval.
- 1.9.1.2 Medal design must follow the WSPS brand guidelines and include:
 - a) Front: Competition logo & official Competition name
 - b) Back: WSPS wordmark
 - c) Ribbon: plain or a design chosen by LOC (to be approved by WSPS).

1.9.2 Victory ceremonies

- 1.9.2.1 Depending on the preference of the LOC, victory ceremonies can be scheduled following each Finals or at the end of every day.
- 1.9.2.2 The victory ceremony area must be accessible for wheelchair users.
- 1.9.2.3 A back-drop and podium must be prepared by LOC for the ceremonies, and the designs must be sent to WSPS for approval.
- 1.9.2.4 The LOC must provide the national anthems and three (3) flags of each participating NPC of the same size (NOTE: total number of required flags per NPC can be finalised with WSPS following the final entry deadline).

1.9.3 Opening and closing ceremonies

- 1.9.3.1 Opening and closing ceremonies are optional.
- 1.9.3.2 If an LOC wishes to plan an opening and/or closing ceremony, plans must be approved by WSPS.

1.10 Branding

- 1.10.1 Any Competition branding (including posters, banners, brochures, etc) must include the official Competition title and Competition logo as determined and provided to the LOC by WSPS.

Appendix 3

Sanctioned & Approved Competition Requirements



1.10.2 A design of all planned materials must be sent to WSPS for approval.

1.11 Broadcasting / Live Stream

1.11.1 A live stream must be provided to WSPS for the Finals of all Events.

1.11.2 LOCs must contact WSPS for the broadcast/live stream requirements.

2 WSPS Approved Competition (Grand Prix) Requirements

2.1 Approval process

2.1.1 Application forms for WSPS Approved Competitions must be completed in full and submitted to the WSPS office at info@worldshootingparasport.org no later than six (6) months prior to the commencement of an WSPS Approved Competition.

2.1.2 Applications submitted outside the given timelines or not completed in full will not be accepted by WSPS.

2.1.3 WSPS will provide an LOC with its decision in writing whether or not to approve the Competition (acting in its absolute discretion).

2.1.4 If approved, a EUR 100 approval fee must be transferred by the LOC to WSPS's nominated account as invoiced by WSPS.

2.1.5 All WSPS Approved Competitions will appear in the WSPS calendar.

2.2 Minimum Requirements

2.2.1 **Rules:** all WSPS Approved Competitions must be held according to these Rules and Regulations.

2.2.2 **Programme of Events:** Refer to WSPS Regulation 2.1.1 for the Events which may be included in WSPS Approved Competitions.

2.2.3 **Time schedule:** the time schedule must be developed by the LOC taking into consideration the number of firing points, expected number of athletes per Event, type of targets (e.g. paper or electronic). The LOC must obtain WSPS's approval of the schedule before publishing.

2.2.4 **Number of days for classification, unofficial training & equipment control:** two (2) days are required prior to the competition days.

2.2.5 **Equipment:** full set of devices for both the ISSF and WSPS Equipment Control must be provided by LOC. (Note: if the LOC does not own WSPS equipment control devices, please inform WSPS and the purchase or loan of such items can be arranged).

Appendix 3

Sanctioned & Approved Competition Requirements



- 2.2.6 **Entries:** the final entries list must be sent to WSPS office after the final entries deadline and not later than 4 weeks prior the start of the Competition. The athlete's WSPS License number, international Sport Class and Sport Class Status (if available) must be included in this list.
- 2.2.7 **Number of wheelchair users:** The estimated number of wheelchair users at the Competition will be as follows:
 - 2.2.7.1 WSPS Athletes = 50-60% of the total number of athletes.
 - 2.2.7.2 Team officials = 2-3% of the total number of Team Officials.
- 2.2.8 **Officials**
 - 2.2.8.1 Technical Delegate: a Technical Delegate will be appointed by WSPS.
 - 2.2.8.2 Competition Jury: the Competition must be officiated by a WSPS Competition Jury, to be appointed by WSPS. The number of Competition Jury members to be appointed is outlined in Appendix 1.
 - 2.2.8.3 National Judges: National judges are to be selected by the LOC and confirmed by WSPS.
- 2.2.9 **Classification (optional):** Unless agreed otherwise by WSPS, an International Classification Panel will consist of at least two (2) certified International Classifiers per impairment group - Physical Impairment (PI) or Visual Impairment (VI) - to be appointed by WSPS.
- 2.2.10 **Results:** the LOC must submit the results from all Events to WSPS in electronic format in the standardised WSPS results template no later than seven (7) days after the end of the Competition. Results recognition will follow the WSPS processes for MQS scores.

Appendix 4
Bib Templates

Athlete Bib Template

280mm (length)

230mm (width)

Event/LOC logo

001

World Shooting Para Sport

SAMPLE, A

SH2Cb (L)

NPC


WSPS Partners Logo

LOC Sponsors

Loader or Assistant Bib Template

280mm (length)

230mm (width)



The diagram shows a rectangular bib template with a blue border. The dimensions are 280mm in length and 230mm in width. The layout includes:

- Top Left:** A dashed box labeled "Event/LOC logo".
- Top Center:** The number "001" in a large, grey, sans-serif font.
- Top Right:** The "World Shooting Para Sport" logo.
- Center:** The word "LOADER" in a very large, bold, blue, sans-serif font. Below it, the text "SAMPLE, A" and "NPC" are displayed in a large, grey, sans-serif font.
- Bottom Left:** The text "WSPS Partners Logo".
- Bottom Right:** The text "LOC Sponsors".

Appendix 5: World Shooting Para Sport (WSPS) Equipment Control Sheet



Competition						
Last Name	First Name	Gender	Classification	NPC	Athlete ID #	Start #
		Male / Female				

PART A

Athlete to Complete:		
Participating Event:		
(a) tick to indicate your Participating Event(s)		
Rifle		
[Tick]	Code	Event name
	R1	Men's 10m Air Rifle Standing SH1
	R2	Women's 10m Air Rifle Standing SH1
	R3	Mixed 10m Air Rifle Prone SH1
	R4	Mixed 10m Air Rifle Standing SH2
	R5	Mixed 10m Air Rifle Prone SH2
	R6	Mixed 50m Rifle Prone SH1
	R7	Men's 50m Rifle 3 Positions SH1
	R8	Women's 50m Rifle 3 Positions SH1
	R9	Mixed 50m Rifle Prone SH2
	R10	Mixed Team SH1
	R11	Mixed team SH2
	VIS	Mixed 10m Rifle Standing
	VIP	Mixed 10m Rifle Prone
Para-Trap		
	PT1	Mixed Trap Seated SG-L
	PT2	Mixed Trap Standing SG- L
	PT3	Mixed Trap Standing SG-U
Pistol		
[Tick]	Code	Event name
	P1	Men's 10m Air Pistol SH1
	P2	Women's 10m Air Pistol SH1
	P3	Mixed 25m Pistol SH1
	P4	Mixed 50m Pistol SH1
	P5	Mixed 10m Air Pistol Standard SH1
	P6	Mixed team
Athlete Signature		
Date		
Remarks (if required):		

PART B

ISSF OR WSPS Judge to Complete:				
Athlete Firearm(s):				
Type	Manufacturer	Weight	Serial No.	
Rifle	Pistol			
Rifle	Pistol			
Rifle	Pistol			
Rifle	Pistol			
Aiming Device		x		
LED Target		x		
Headphone		x		
ISSF Firearms & Equipment				
Rifle				Check / Sign
Standards for all Rifles				
Rifle Visor or cap including Front Blinders				
Pistol				Check / Sign
Standards for all Pistols				
Shooting gear, including Front Blinders				
Apparel				Check / Sign
Jacket (use separate form for measurements)				
Trousers (use separate form for measurements)				
Footwear				
Gloves				
Kneeling roll				
Para Trap				Check / Sign
Vest				
Cap				
Glasses				
Side Blinder 60mm				
Butt Stock 170mm				
Strapping 10cm max				
ISSF Judge Signature				
Date				
Remarks (if required):				

PART C

WSPS JUDGE (ONLY) to Complete:	
WSPS -Specific Equipment	
Miscellaneous	Check / Sign
Compensating block	
Trigger extension/adaption	
Strapping	
Prosthesis	
Loading Device (Pistol)	
Tables	Check / Sign
Size	
Shape	
Form	
Angle	
Upholstering	
10cm block/table (kneeling support)	
VI Equipment	Check / Sign
Chair Without Back rest	
Prone table	
Opaque Glasses	
Chairs	Check / Sign
Shooting chair / High stool	
Side posts and armrests	
Backrest	
Visible Free Height	
Backrest slack	
SH2 Support Stand	Check / Sign
Yoke (rifle holder)	
Point of balance	
Spring flexibility	
WSPS Judge Signature	
Date	
Remarks (if required):	

Appendix 6

Trigger Extensions & Adaptions



Appendix 6

Trigger Extensions & Adaptions

In accordance with the ISSF Rules, the style/shape of a trigger is a personal choice as long as it stays within the boundary of the given dimensions (as stated in ISSF Rules (currently 7.4.4.1) 'Depth of fore-end' and Item I 'Maximum thickness (breadth) of the fore-end'). No definition of the shape of the trigger is given.

- **Trigger extension:** triggers that have modifications compared to standard triggers, but are inside the dimensions of ISSF Rules and protected by a trigger guard.
- **Trigger adaptions:** triggers that have modifications compared to standard triggers, and are outside of the trigger guard and dimensions of ISSF Rules.
 - athletes must have a medical reason to use a trigger adaption;
 - this must be reviewed and approved by a World Shooting Para Sport Classification Panel during a technical assessment (in consultation with the Technical Delegate, regarding the safe use of the proposed trigger adaptation) and recorded on the athlete's Classification and WSPS License.

To help to understand the differences, on the following pages are some example photographs and explanations.

Appendix 6

Trigger Extensions & Adaptions



Trigger extension: trigger is inside the dimensions of ISSF Rules and protected by a trigger guard.



Trigger extension: trigger is inside the dimensions of ISSF Rules and protected by a trigger guard.



Trigger extension: trigger is inside the dimensions of ISSF Rules and protected by a trigger guard.

Trigger adaptation: trigger is outside the trigger guard and outside the dimensions of ISSF Rules.

Appendix 6

Trigger Extensions & Adaptions



Trigger adaptation: trigger is outside the trigger guard and outside the dimensions of ISSF Rules.



Trigger adaptation: there is no trigger guard.



Trigger adaptation: trigger is outside the trigger guard and outside the dimensions of ISSF Rules

Appendix 6

Trigger Extensions & Adaptions



Trigger adaptation: trigger is outside the trigger guard and outside the dimensions of ISSF Rules.

Appendix 7

SH2 Support Stand & Springs Parts Drawings

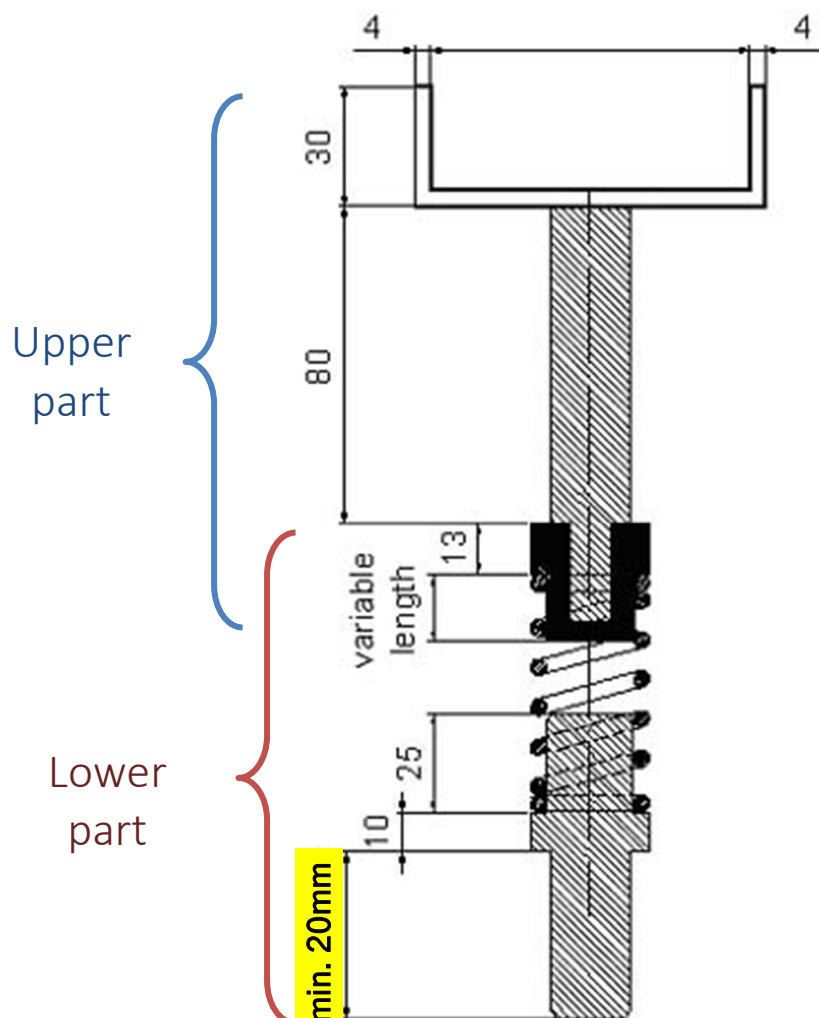


Appendix 7

SH2 Support Stand & Springs Parts Drawings

Updated September 2020

1 Overview

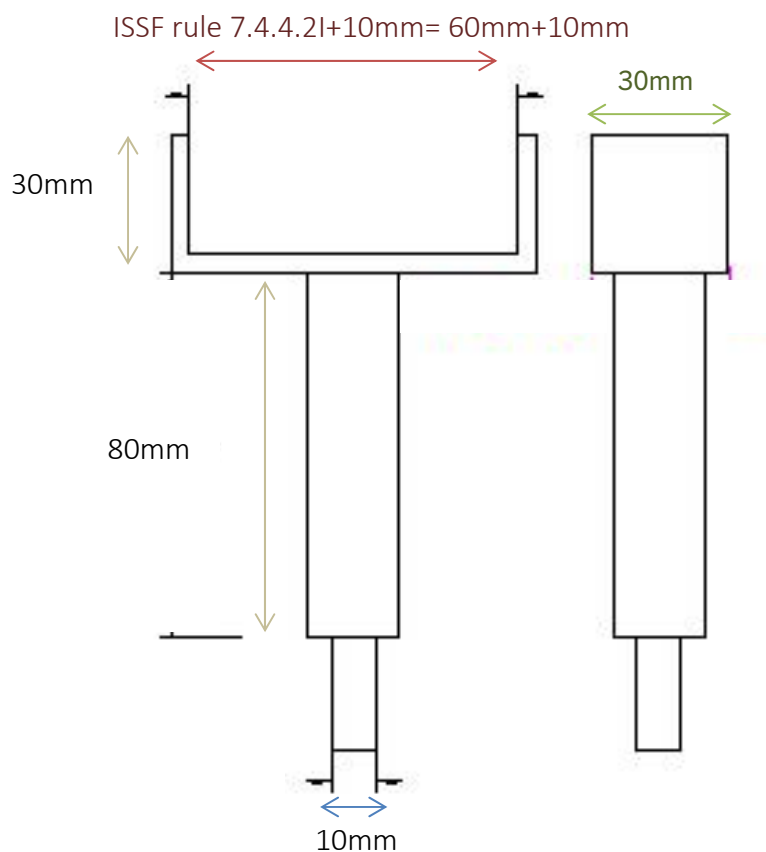


Appendix 7

SH2 Support Stand & Springs

Parts Drawings

2 Upper part support (U form Shaft)



Max. weight: 200 grams

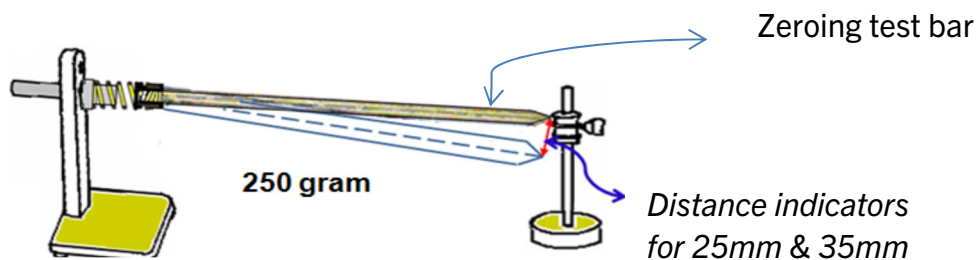
Appendix 7

SH2 Support Stand & Springs Parts Drawings

3 Support stand measuring procedure (Rule 2.9.13)

3.1 Zero point

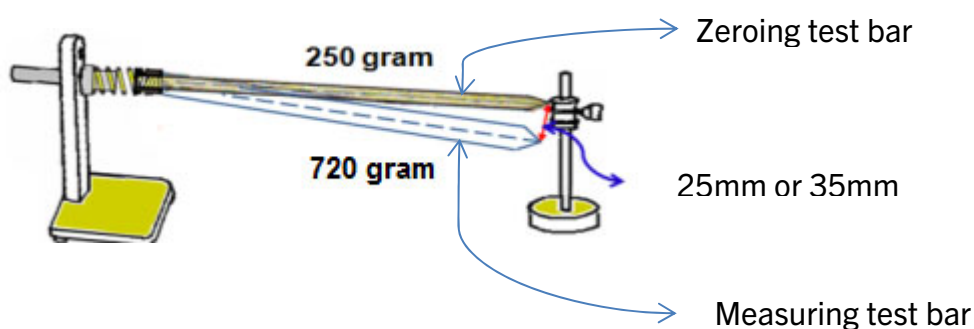
250 gram measuring bar is used to determine the zero point.



3.2 Spring flexibility

720 gram measuring bar is used to indicate spring flexibility:

- Weak (a) spring: minimum 35mm flexibility
- Strong (b) spring: minimum 25mm flexibility




Appendix 7

SH2 Support Stand & Springs Parts Drawings



4 Test Bar for Spring Flexibility (Rule 3.9.13)

- 4.1 All springs are checked and marked at the Equipment Control the following way. Any spring shall be tested in all four positions.
- 4.2 The spring is tested with the open turn to the top. If it passes the test, the spring will be marked with an Equipment Control sticker at the top. Checks will be more efficient this way and equal for all athletes.
- 4.3 If the spring fails the test, it will be retested up to 3 times at different positions by turning it 90 degrees' clockwise from the open turn. As soon as the spring passes the test, the spring will be marked with a sticker at the failing position opposite of the passing side; additionally, the sticker and the post will be marked with a thick red line.
- 4.4 All springs have to be used during the competition with the sticker (and possibly the red line) facing the athlete, so that the equipment control sticker is clearly visible to the range staff.



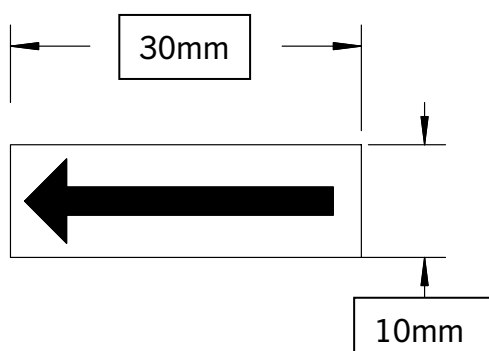
Appendix 7

SH2 Support Stand & Springs Parts Drawings



5 SH2 Arrow Sticker

SH2 Arrow Sticker size



Appendix 8

P5 10m Air Pistol Standard



Appendix 8

P5 10m Air Pistol Standard

General

- 1.1 Any calibre 4.5 mm (.177) compressed air or gas pistol may be used.
- 1.2 The pistol used in the 10m five shot air pistol Event must have a magazine that can be loaded with five (5) pellets.

Competition

- 2.1 Three (3) minutes preparation time will be given.
- 2.2 Ready position:
 - 2.2.1 Before each series the athlete must lower his arm. The pistol may be rested on the bench or shooting table.
 - 2.2.2 The pistol may not be raised or lifted to point towards the target until the command "START".
- 2.3 A series is considered as having started from the moment of the command "ATTENTION". Every shot fired after that will be counted in the Competition.
- 2.4 Before the beginning of each Competition series, the athlete may fire one (1) sighting series of five (5) shots in ten (10) seconds.
- 2.5 All shooting (sighting and Competition series) are by command. All athletes in the same range section must fire at the same time, but LOCs may arrange for more than one range section to fire simultaneously under centralized commands.
- 2.6 The event is forty (40) Competition shots.
- 2.7 The Event is divided into series of five (5) shots each in ten (10) seconds. In each series five shots are fired on one (1) Stationary Air Pistol target (see ISSF Rules (currently 6.3.2.6)) in the time limit for the series.

Appendix 8

P5 10m Air Pistol Standard



2.8 Commands

2.8.1 When the range officer gives the command "LOAD", the athletes must prepare themselves for their series within one (1) minute.

2.8.2 When one (1) minute has expired, the range officer will give the commands:

"ATTENTION"
Seven (7) seconds after "ATTENTION"
"START" (the signal to fire).
After 10 seconds "STOP".
Shot(s) after the command "STOP" must be counted as zero(es) (0).

2.8.3 The timing will be controlled by stop watches.

2.8.4 Incorrect range commands

2.8.4.1 If the athlete wishes to protest because of an incorrect command and/or action by the range officer, the athlete must hold the pistol (or secure in the loading device) pointing down range and raise their hand, and immediately after the series report this to the range officer or a Competition Jury member.

2.8.4.2 If the claim is considered justified, the athlete must be allowed to fire the series.

2.8.4.3 If the claim is considered not justified, the athlete may fire the series, but must be penalized by the deduction of two (2) points in the event from the score of that series.

2.8.4.4 If the athlete has fired a shot after the incorrect command and/or action, the protest must not be accepted.

2.9 Scoring

2.9.1 All shots fired in the 10 seconds shooting time will be scored. Early and late shot(s) will be scored as zero(es).

2.9.2 Ties

2.9.2.1 Any ties will be broken by ISSF Rules (currently 6.15.1).

Appendix 8

P5 10m Air Pistol Standard



2.10 Interruption

- 2.10.1 If the interruption is for safety or technical reasons without fault of the athlete:
 - 2.10.1.1 If the elapsed time is more than fifteen (15) minutes, the Competition Jury must allow one extra sighting series of five (5) shots.
 - 2.10.1.2 In the 10m Air Pistol Standard Event, the interrupted series must be annulled and repeated. The repeated series must be recorded and credited to the athlete.
 - 2.10.1.3 Any extension of time allowed by the Competition Jury or range officers must be marked clearly, stating the reason, on the register keeper's score card and on the scoreboard where it is visible clearly to the athlete.

2.11 Disturbances

- 2.11.1 Should an athlete consider that they were disturbed while firing a shot, the athlete must hold their pistol pointing down range (or secure in the loading device) and inform immediately the range officer or Competition Jury by raising their hand. The athlete must not disturb other athletes.
- 2.11.2 If the claim is considered justified:
 - 2.11.2.1 The series must be annulled and the athlete may repeat the series.
- 2.11.3 If the claim is considered not justified:
 - 2.11.3.1 If the athlete has finished his series, the shot or series must be credited to the athlete.
 - 2.11.3.2 If the athlete has not finished his series due to the claimed disturbance, the athlete may repeat the series.
- 2.11.4 Scoring and penalties are as follows:
 - 2.11.4.1 The score must be recorded as the total of the five (5) lowest value hits on the targets.
 - 2.11.4.2 Two (2) points must also be deducted from the score of the repeated series.
 - 2.11.4.3 In any repeated series, all five (5) shots must be fired at the target. Any shot(s) not fired or not hitting the target must be scored as zero(es).

Appendix 8

P5 10m Air Pistol Standard



2.12 Malfunctions

- 2.12.1 If a shot has not been fired due to a Malfunction, and if the athlete wishes to claim a Malfunction, they must aim the pistol pointing down range, retain his grip, and immediately inform the range officer by raising their free hand. They must not disturb other athletes.
- 2.12.1.1 An athlete may try to correct a Malfunction and continue the series, but after attempting any correction, they may not claim an allowable Malfunction unless a part of the pistol is damaged sufficiently to prevent the pistol from functioning.
- 2.12.1.2 If a Malfunction occurs in the sighting series it must not be registered as a Malfunction.
- 2.12.1.3 The number of shots already fired must be recorded and the series may be repeated.
- 2.12.1.4 Repeating a series because of a Malfunction must be permitted only in case of an allowable Malfunction.
- 2.12.2 Scoring: **allowable Malfunction**
- 2.12.2.1 The score must be recorded as the total of the five (5) lowest value hits on the targets. The athlete must fire all five (5) shots at the target in the repeat series. Any shot(s) not fired or not hitting the target in the re-shoot must be recorded as zero(es). (If paper targets are used, a second target must be provided for the re-shoot.)
- 2.12.3 Scoring: **non allowable Malfunction**
- 2.12.3.1 The score must be the total of the fired shots.

Appendix 8

P5 10m Air Pistol Standard



Other Specifications

Number of sighting shots	One (1) series of five (5) shots in ten (10) seconds
Targets	According to ISSF Rules (currently 6.3.2.6)
Scoring	After every five (5) shot series
Competition shots	Eight (8) series of five (5) shots
Competition time	10 seconds per shot series
Preparation time	Three (3) minutes
Maximum Pistol Weight	1500g
Minimum Trigger Pull	500g
Maximum Barrel Length - Sight Radius	Box Size Only 420mm x 200mm x 50mm
Grips	<ul style="list-style-type: none">▪ No part of the grip or accessories may encircle the hand. The heel rest must extend at an angle of not less than 90 degrees to the grip. Any upward curvature of the heel and/or thumb rest and/or a downward curvature of the side opposite the thumb is prohibited. The thumb support must allow free upward movement of the thumb. However, curved surfaces on the grips or frame, including the heel and/or thumb rest in the longitudinal direction of the pistol are permitted.
Other specifications	<ul style="list-style-type: none">▪ Magazine loaded with five (5) pellets.▪ Ported barrels and perforated barrel attachments are allowed▪ The weighing of the pistol is made with all accessories, including balancing weights and unloaded magazine.▪ A manufacturing tolerance of the rectangular Measuring Box of 0.0mm to +1.0mm will be permitted. It may be measured with the magazine removed.

Appendix 9

Athlete Epilepsy Declaration

To be completed by all athletes and uploaded to the Athlete's SDMS profile for each season.

NPC	
SDMS ID No.	
Last Name	
First Name	

Please check the appropriate statement:

<input type="checkbox"/>	I hereby declare that I have not been medically diagnosed with any form of epilepsy.
<input type="checkbox"/>	<p>I hereby declare that I have been medically diagnosed with epilepsy, but my condition is stable and I am free of any epileptic fit/seizure or epilepsy-related episode over the period of the last 12 months.</p> <p><i>Please state type of epilepsy you have been diagnosed with:</i></p>
<input type="checkbox"/>	<p>I hereby declare that I have been medically diagnosed with epilepsy, and that have suffered an epileptic fit/seizure or epilepsy-related episode over the period of the last 12 months.</p> <p><i>Please state type of epilepsy you have been diagnosed with, and date and details of the epileptic fit/seizure or epilepsy-related episode:</i></p>

Athlete signature	
NPC Representative signature	
NPC Stamp	
Date	

Appendix 10

VI Shooting Technical Specifications

1 Aiming Device Requirements

1.1 Approved Suppliers

1.1.1 The following are approved suppliers for WSPS VI competitions:

EKO-AIMS type: VIS500 1.1

VIASS type: VIASS PRO artikel nr 10034

2 LED Requirements

2.1 LED Measurement

2.1.1 There must be a 5 mm IR LED with minimum wavelength range between 850 till 920 nm at an output level of > 50% radiation power (see picture below)

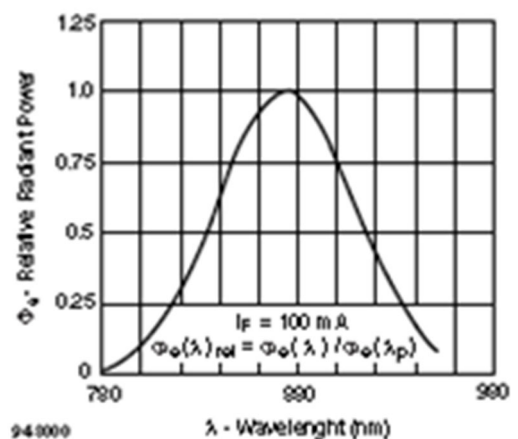



Fig. 9 - Relative Radiant Power vs. Wavelength

Appendix 10

VI Shooting Technical Specifications

2.2 LED Position

- 2.3 The infrared (IR) Light Emitting Diode (LED) must be 60 mm right below the Rifle target centre.



SIUS dedicated IR unit for type LS10 or HS10 is powered by the system.

- 2.3.1 The IR LED is above the green LED. The green LED must be on so the Competition Jury can see if the IR LED is in function.


Appendix 10

VI Shooting Technical Specifications



2.4 LED Insert

- 2.4.1 The IR LED is a device that can be attached to the front of the electronic target frame.
- 2.4.2 It can be a universal type or a dedicated type provide by the electronic target manufacturer.
- 2.4.3 Powering of the IR LED is done via direct connection to the electronic target or by a separate USB power source.




This one fits for every electronic target

- 2.4.4 The universal IR devices are available and fit the targets of SIUS, Megalink and Meyton.
- 2.4.5 The universal types must be mounted in the lower ~~left~~ corner of the frame and be powered by a USB charger or power-bank in accordance with Rule 2.3 of this Appendix.

Appendix 10

VI Shooting Technical Specifications



An example of a universal IR unit mounted on a Meyton target that is powered by a USB.

Appendix 11

Mixed Team Competitions



RIFLE AND PISTOL MIXED TEAM EVENTS

1.1 10m Air Rifle and 10m Air Pistol Events

1.1.1 This Rule provides special technical rules for the 10m Air Rifle and Air Pistol Mixed Team Events.

1.1.2 Mixed Team Composition

Two (2) Athletes from each nation (1male & 1 female)

1.1.3 National identification / Dress code

- a) The athletes from each nation must display their national identification on their shooting clothing as follows:
- b) Rifle: The name of the country denoted by 3 letters as determined by the IPC on their jacket pocket (or in a similar location if no jacket pocket exists) on the side which is turned to the audience. If the NOC is already on the shooting jacket, a national flag should be placed or attached to the pocket (or similar) facing the audience.
- c) Pistol: The name of the country denoted by 3 letters as determined by the IPC should be placed on the sleeve of the T-shirt/sports jacket on the side which is turned to the audience.

1.1.4 Mixed Team Entries

- a) Nations may enter a maximum of two teams in one Competition as per ISSF entry rules. Team members may be changed for other athletes registered in the Competition no later than 12:00 hours on the second day before the day of the mixed team Competition.
- b) The entry fee for each team will be published in the Competition general information.

1.1.5 Competition Format

10m Mixed Team events will be conducted in two stages:

- a) QUALIFICATION (2 parts)
- b) FINALS (Consisting of a Bronze Medal Match and a Gold/Silver Medal Match)

1.1.6 Mixed Team Scores

Scores and rankings are based on the total scores of the two team members.

1.1.7 Coaching

- a) During qualification, non-verbal coaching is allowed,

Appendix 11

Mixed Team Competitions



b) During the medal matches, each team is allowed one (1) coach who must be seated where he/she can have access to and can communicate with their athletes. The coach may request a "Time-out" by raising a hand immediately after the completion of a round whilst the announcements are being made. This may be requested once only during each Medal Match. The Coach may approach and speak to his/her athlete(s) on the firing line, for a maximum time of thirty (30) seconds, commencing when the Coach reaches the athletes.

c) The time will be controlled by the Jury member in Charge, who must announce "Time" when the thirty seconds have expired, and the Coach must immediately return to his/her seat. If a "Time-out" is requested by one team, the Coach of the other team may also approach and speak to his/her athlete(s) at the same time. This does not affect the opportunity of the other team to request their own Time-out.

1.1.8 Firearm Malfunctions

a) Malfunctions in Qualification will be governed according to ISSF Rule 6.13.

b) Malfunctions in the Final Medal Matches will be governed according to ISSF Rule 6.17.1.6. (Only one (1) allowable malfunction is permitted for each team during the Medal Match).

1.1.9 EST Complaints and Score Protests

a) EST complaints during the Qualification will be decided according to Rule 6.16.5.2

b) See ISSF Rule 6.18.4.7 for EST complaints during Final Medal Matches.

1.1.10 Protests

a) Protests during the Qualification will be decided according to ISSF Rule 6.16.

b) Protests made during Finals will be decided by the Finals Protest Jury according to ISSF Rules 6.17.1.10.d and 6.17.6.

1.1.11 Victory Ceremonies

Victory Ceremonies for Mixed Team events will be conducted according to WSPS Rules.

1.2 QUALIFICATION –Part

1.2.1 Location

Mixed Team Qualifications will be fired on the Qualification Range in one or more relays.

1.2.2 Allocation of firing points

a) The firing points of the teams will be allocated by a random computer draw according to ISSF Rule 6.6.6.

Appendix 11

Mixed Team Competitions



- b) Teams from the same nation must not be positioned next to each other.
- c) Members of each team shoot next to each other.

1.2.3 Call to Line

- a) For each Qualification relay, the Chief Range Officer will call the athletes to the line fifteen(15) minutes before the scheduled start time.
- b) Athletes will be allowed five (5) minutes to set up their equipment on their allocated firing points.
- c) Athletes may not unbox their rifle/pistol nor place any equipment on their firing points until the CRO calls them to the line.
- d) After athletes are called to the line, they are permitted to handle their rifle/pistol, remove safety flags, dry-fire and carry out holding and aiming exercises before the start of the Preparation and Sighting Time.
- e) In the Final, athletes may not remove the safety flags or dry fire until the Preparation and Sighting Time starts.

1.2.4 Preparation and Sighting Time

Athletes must be allowed ten (10)minutes Preparation and Sighting Time with unlimited sighting shots before the start of the match.

- a) The Preparation and Sighting Time must be timed to end approximately thirty (30)seconds before the official starting time of the match.
- b) Pre-competition checks by the Range Officers must be completed during the five(5)minutes before the Preparation and Sighting Time starts;
- c) The Preparation and Sighting Time begins with the command **“PREPARATION AND SIGHTING TIME...START”**. No shot may be fired before the command **“START”**;
- d) If an athlete fires a shot before the **“START”** command for Preparation and Sighting time, the first competition shot must be scored as a miss, (0). If safety is involved the athlete may be disqualified
- e) After nine minutes and thirty seconds of the Preparation and Sighting Time have elapsed, the CRO must announce **“30 SECONDS”**;
- f) At the end of the Preparation and Sighting Time, the Chief Range Officer must command, **“END OF PREPARATION AND SIGHTING...STOP”**. There must be a brief pause of approximately thirty(30)seconds when the Target Officer will reset the targets for match firing, and;
- g)If an athlete fires a shot after the command, **“END OF PREPARATION AND SIGHTING...STOP”** and before the **“MATCH FIRING...START”** command, the shot must not be counted as a match shot.

Appendix 11

Mixed Team Competitions



1.2.5 Number of Match Shots and Time Limit

a) In Qualification Part 1, each team member will fire thirty(30) match shots (60 total shots per team), with a time limit of thirty (30)minutes. Each athlete fires independently of their partner.

1.2.6 Scoring

In the Qualification rounds, decimal ring scoring (ISSF Rule 6.3.3.1) will be used for the 10m Rifle Mixed Team event. Full ring scoring will be used for the 10m Pistol Mixed Team event.

1.2.7 Team Ranking

- a) The scores of each team member will be added together and the team results will be ranked. The eight (8) top-ranked teams will proceed to Qualification part 2.
- b) Ties will be broken by applying ISSF Rule 6.15.1 to the team scores (total of the two team member scores).

1.3 QUALIFICATION –Part 2

1.3.1 Procedure

There should be a ten (10) minute break between Qualification Part 1 and the start of Preparation and Sighting time of Part 2.

The top eight (8) ranked teams from Qualification Part 1 will move to firing-points in a designated part of the range so that they are positioned next to each other, with a reserve firing-point between each team. Members of each team shoot next to each other. Firing-points for each team are allocated randomly by software.

Athletes who do not qualify for Part 2 should remove their equipment from the firing line as soon as possible.

1.3.2 Call to Line

Athletes will be called to the line ten (10) minutes before the scheduled start time of Part 2.

If there is only one relay in Qualification Part 1 and the schedule or range conditions make it more convenient, the athletes should remain on their original firing-points for Part 2. In this case, the Chief Range Officer will command athletes to, **“Take your positions”** five (5) minutes before the scheduled start time of Part 2.

1.3.3 Preparation and Sighting

Time Athletes who move firing points after Qualification Part 1 will have seven (7) minutes to set up their equipment followed by three (3) minutes to fire sighting shots. Athletes who remain on their original firing-points after Qualification part 1

Appendix 11

Mixed Team Competitions



will have two (2) minutes to take their positions followed by three (3) minutes to fire sighting shots.

1.3.4 Number of Match Shots and Time Limit

In Qualification Part 2, each team member will fire twenty(20) Match shots (40 total shots per team), in a time limit of twenty (20)minutes.

1.3.5 Scoring

- a) Scoring will be as in Part 1 (ISSF Rule 6.18.2.6)
- b) Team scores from Qualification part 1 are not carried forwards to Part 2. All teams start from zero.
- c) The scores of each team member will be added together and the team results will be ranked. The four (4) top-ranked teams will proceed to the Finals.
- d) Teams ranked 1st and 2nd will compete against each other in the Gold Medal Match.
- e) Teams ranked 3rd and 4th will compete against each other in the Bronze Medal Match

1.4 FINAL (Medal Matches)

The Final consists of a Bronze Medal Match followed by a Gold/Silver Medal Match. The procedure for conducting both Medal Matches will be the same, with appropriate wording used by the CRO in each case.

1.4.1 Location

10m Rifle and Pistol Mixed Team Finals must, if possible, be fired on a Finals Range. Results monitors visible to both members of each team must be available on the FOP.

1.4.2 Procedure

- a) No bib numbers will be worn in the Medal Matches.
- b) Athletes in the Bronze Medal Match, or their Coaches, must be allowed to place their equipment on their designated firing-points at least fifteen (15)minutes before the scheduled Start time. They must then leave the range and wait to be called to the line.
- c) No bags or transport-boxes may be left on the Field of Play.

1.4.3 Finals Officials

The conduct and supervision of Mixed Team Finals will be in accordance with ISSF Rule 6.17.1.10.

Appendix 11

Mixed Team Competitions



1.4.4 Reporting and Start Times

- a) The Start Time for the Final is when the CRO begins the commands for the first competition shot of the Bronze Medal Match.
- b) All eight athletes who qualify for the Final must report to the Finals Range Preparation Area, with all necessary equipment, at least thirty (30) minutes before the Start Time. A two-point (2) penalty will be deducted from the score of the first competition series if one or two team members do not report on time. Each team may be accompanied by one Coach.
- c) If the Victory Ceremony is scheduled after the Final, all athletes must report with a national team uniform appropriate for a Victory Ceremony. Juries must complete equipment checks during the reporting period and as soon as possible after each athlete reports.
- d) Athletes in the Bronze Medal Match, or their Coaches, must be allowed to place their equipment on their designated firing-points at least fifteen (15) minutes before the scheduled Start time. They must then leave the range to wait to be called to the line.
- e) Teams for each Medal Match and their Coaches must be assembled in firing point order, for the call to the line, ten (10) minutes before the Start Time.

1.4.5 Allocation of firing points

- a) For the Bronze Medal Match, the team ranked third after Qualification should take positions on firing points C and D, with the team ranked fourth on firing points F and G.
- b) For the Gold/Silver Medal Match, the team ranked first after Qualification should take positions on firing points C and D, with the team ranked second on firing points F and G.
- c) Team members may change positions for the Medal Matches. If a change is desired, at the time of reporting for the Final, the team Coach must inform the RTS Jury which team member will shoot on the left and which team member will shoot on the right.

1.4.6 Scoring

- a) All shots in the Medal Matches, (both Rifle and Pistol) will be scored with decimal scoring.
- b) The team with the highest combined score in each round, compared against the other team in the Match, wins two (2) points.
- c) In case of equal scores each team receives one (1) point.
- d) The first team to reach sixteen (16) points or more will win the Match.

Appendix 11

Mixed Team Competitions



e) In case of a tie where both teams have scored at least sixteen (16) points, the Match will continue with one (1) additional shot fired by both members of each team to decide the tie.

f) If the scores are still tied the teams will continue to shoot additional shots on command until the tie is broken.

1.4.7 EST Complaints during Finals

a) During the Sighting time, if a team member or coach complains, or a Range Official observes that a paper strip is failing to advance, the CRO must command athletes to stop shooting and direct the Technical Officer to fix the problem. The sighting time must then be re-started.

b) If a team member complains that his target fails to register or that there is an unexpected zero or unexplained miss, the following steps must be taken:

c) The Jury Member in Charge must direct the athlete whose target malfunctioned to fire another shot. If the additional shot registers, the value of the additional shot will be counted and the missing shot will be ignored. If the additional shot does not register, the Jury must stop the competition and move the athlete to a reserve target.

d) If an athlete is moved to a reserve target, when ready to resume, all athletes will be given two (2) minutes of unlimited sighting shots. The athlete who was moved will then fire his/her match shot in fifty (50) seconds and the competition will continue.

1.4.8 Call to Line

Eight (8) minutes before the published Start time of the Medal Match, the CRO will call all athletes in the Final to the firing line by commanding **"ATHLETES TO THE LINE."** All athletes must pause on the firing line and turn to face the spectators as the CRO announces **"LADIES AND GENTLEMEN, PLEASE WELCOME THE ATHLETES IN THE (10 METER AIR RIFLE/AIR PISTOL) MIXED TEAM BRONZE/(GOLD)MEDAL MATCH"**. After pausing for applause, the CRO will command **"TAKE YOUR POSITIONS."** The athletes must then turn and go directly to their assigned firing points.

1.4.9 Preparation and Sighting Time

After one (1) minute, the CRO will command:

"THREE MINUTES PREPARATION AND SIGHTING TIME...START". After two (2) minutes and thirty (30) seconds, the CRO will announce: **"30 SECONDS."** After three (3) minutes, the CRO will command **"STOP...UNLOAD."**

1.4.10 Presentation of Teams

After the command **"STOP...UNLOAD,"** Finalists must open the rifle/pistol actions and insert their safety flags. Rifle finalists may remain their position during the

Appendix 11

Mixed Team Competitions



presentation, but must lower their rifles from their shoulders, keep them down throughout the presentation and turn their heads towards the spectators. Pistol finalists must lay their pistols down and turn to face the spectators for the presentation. A Range Officer must verify that their rifle/pistol actions are open with safety flags inserted. After finalists' rifles/pistols are checked, the Announcer will introduce the finalists, CRO and Jury Member-in-Charge according to ISSF Rule 6.17.1.12. Immediately after the presentation, the CRO will command **"TAKE YOUR POSITIONS."**

1.5. MEDAL MATCH PROCEDURE

- a) One (1) minute after the athletes have taken their positions, the CRO will command:
- b) **"FOR THE FIRST COMPETITION SHOT, LOAD...five (5) seconds...START"**.
- c) Each team member will fire a single shot in a maximum time of fifty (50)seconds.
- d) Either athlete may fire first.
- e) The CRO may call **"STOP"** after all athletes have fired.
- f) Immediately after the command **"STOP,"** the team with the highest combined score of each round will be announced together with the number of points awarded.
- g) The Announcer will give 15-20 seconds of comments on the current ranking of the teams and notable scores. Individual shot scores are not announced.
- h) The firing sequence will be repeated until the Medal Match is decided.

1.5.1 Bronze Medal Match Completion

- a) As soon as the Bronze Medal Match is decided, CRO will command **"STOP...UNLOAD"** declare **"RESULTS ARE FINAL"** and announce the Bronze Medal Winning team.
- b) A Range Officer must verify that the rifle/pistol actions are open with the safety flags inserted.

1.5.2 Change-Over between Medal Matches

- a) The athletes in the Bronze Medal Match must leave the Field of Play to place their rifles/pistols in a safe place in the Reporting Area but may return to sit and watch the Gold/Silver Medal Match.
- b) After at least five (5) minutes, from the end of the Bronze Medal Match and after the targets have been checked by the RTS Jury and the CRO has declared, "Range clear", athletes for the Gold/Silver Medal Match and/or their Coaches, must be allowed to place their equipment on their firing-points.
- c) They must then leave the range to wait to be called to the line.

Appendix 11

Mixed Team Competitions



1.5.3 Gold/Silver Medal Match Completion

- a) As soon as the Medal Match is decided CRO will command **"STOP...UNLOAD"** declare **"RESULTS ARE FINAL"** and announce the Gold and Silver Medal Winning teams.
- b) A Range Officer must verify that the rifle/pistol actions are open with the safety flags inserted.
- c) The Gold and Silver Medallists must be joined on the Field of Play by the Bronze medallists and the Jury will line them up, as in the Individual Finals, for official photographs and announcements. Athletes may be allowed to hold their rifles/pistols for the photographs so the Bronze medallists must retrieve them from the Reporting Area and return without delay.

1.5.4 Finals Production and Music

- a) During the Qualification stage music is allowed.
- b) During the Medal Matches music should be played.
- c) The Technical Delegate must approve the music program. Enthusiastic audience support is encouraged and is recommended during the Medal Matches.

1.5.5 Irregular or disputed matters

ISSF General Technical Rule 6.17 will apply to matters not mentioned in the above rules. Irregular or disputed matters will be decided by the Jury according to General Technical Rules for each event